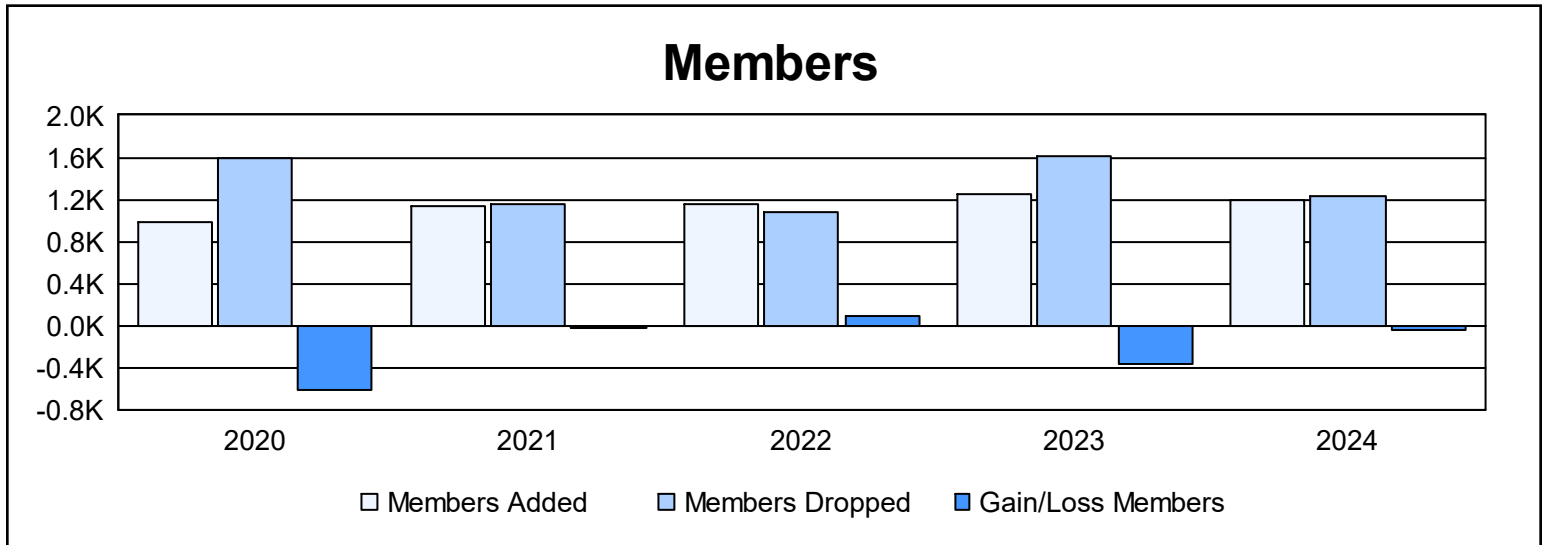
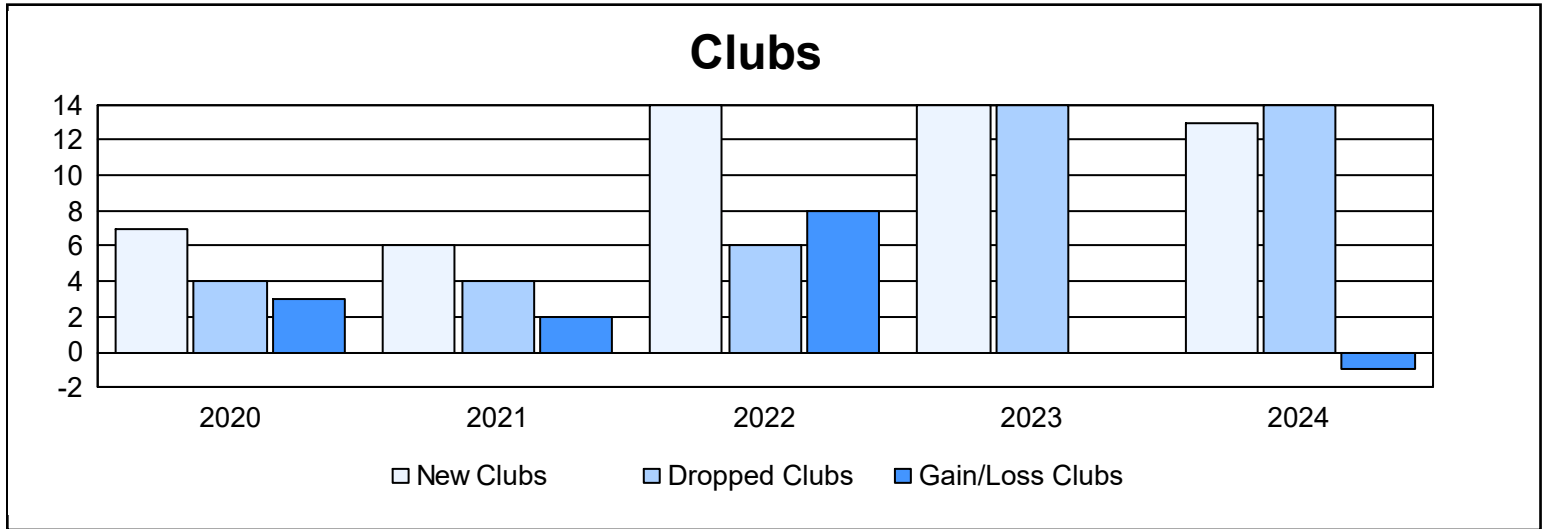
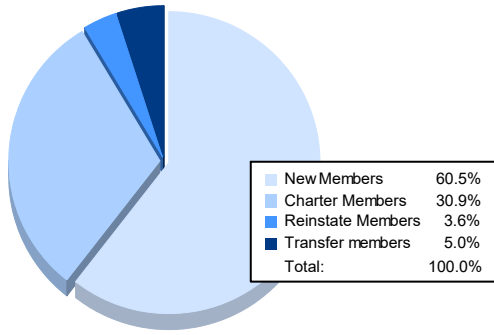


Year	New Clubs	Dropped Clubs	Gain/ Loss Clubs	New Members	Charter Members	Reinstate Members	Transfer Members	Total Member Added	Total Members Dropped	Gain/ Loss Members
2019-2020	7	4	3	589	254	89	49	981	1,585	-604
2020-2021	6	4	2	810	200	92	35	1,137	1,152	-15
2021-2022	14	6	8	701	362	57	32	1,152	1,071	81
2022-2023	14	14	0	742	435	56	23	1,256	1,614	-358
2023-2024	13	14	-1	718	367	43	59	1,187	1,233	-46
Average	11	8	2	712	324	67	40	1,143	1,331	-188



Membership Composition June 2024 Cumulative



Gender Composition June 2024 Cumulative

